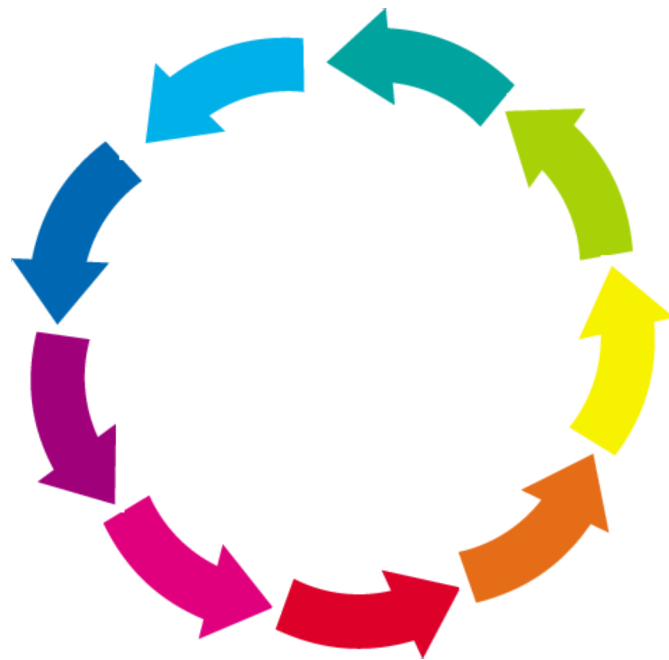


Waste Disposal Guide



Learn about proper waste separation, disposal, and our collection schedule.

General Rules for Disposing Household Waste



Ginowan City collects garbage from door to door. Separate your waste according to the rules shown in this guide and put them out in front of your house or in your apartment's designated garbage disposal area by 8:00 a.m. on the appropriate collection day. A complete schedule by district can be found on the back on this pamphlet.

Please note that you may only put out a **maximum of 6 bags** of garbage at once. Make sure to tie the bags shut.

Household garbage is separated into 5 categories:

Combustible waste	Use Ginowan City's designated garbage bags. (purchasable at supermarkets and convenience stores in the city)	
Non-combustible waste		
Recyclables	Put in transparent plastic bags.	
Harmful waste		
Oversized trash	Reservation for pick-up is required. See page 3.	

Combustible Waste




Use a city-designated garbage bag




Organic waste
(please drain all excess water)



Plastics



Rubber/leather products



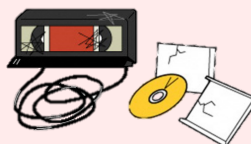
Clothing



Pet litter



Hoses
(cut into 50cm long pieces)



CD/cassette tapes, etc.



Scrap paper



Hygiene products & diapers



Used cooking oil
(stored in a container or paper carton)

A maximum of 6 bags may be put out at a time.

Anything that is too big to fit inside the city's designated garbage bag is considered "oversized trash" (see page 3).

Make sure to tie the bags shut.

Non-Combustible Waste



Use a city-designated garbage bag



Rice cooker



Broken umbrella



Glass or ceramics




Small electronics



Metals



Metal hangers



Incandescent or LED bulbs



Other types of containers (e.g. heat resistance glass containers or



A maximum of 6 bags may be put out at a time.

Broken glass and other sharp objects are hazardous to the workers that collect your garbage. Please make sure to wrap them in paper and stick a "Broken Glass" or "割れ物注意" label to the outside of the bag.

Oversized Trash

*Items that do not fit into the city's designated garbage bag are considered **oversized trash**.

*Any item, regardless of size, that may damage the garbage collection trucks are also considered **oversized trash** (e.g. bowling balls, dumbbells, etc.). **Up to six items** may be put out at once (with some exceptions).

A reservation for pick-up must be made beforehand via telephone.

Please call us at the Environmental Affairs Division (*kankō taisaku-ka*) at

☎ 098-893-4140.

Monday - Friday (excluding holidays) **8:30 A.M. - 12:00 P.M. & 1:00 P.M. - 5:00 P.M.**

Reservations **up to two months in advance** may be required during certain times of the year. Please make reservations well in advance to avoid unnecessary delays.

Items under 10kg ⇒ 1 disposal ticket (300 yen) Items over 10kg ⇒ 2 disposal tickets (600 yen)

Step 1: Make a reservation.

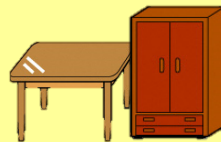
Step 2: Purchase a disposal ticket.

Step 3: Write your reservation date and pickup number on the blank space of the ticket.

Step 4: Paste the ticket onto your oversized trash.

Step 5: Put the item out for collection by 8 a.m.


Furniture



- ▶ Desks, tables
- ▶ Sofas, bed frames

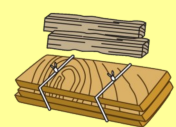
(if over 130cm, only a maximum of three items can be put out at a time)

Metal/plastic rods



- ▶ Blinds, plastic rods, etc. (up to 2m)

Scrap wood



*if under 1m and 20kg, please tie into bundles

Gas stoves, etc.



- ▶ Microwaves
- ▶ Kerosene stoves

Others

- ▶ Bikes
- ▶ Electronic piano
- ▶ Bowling balls
- ▶ Dumbbells

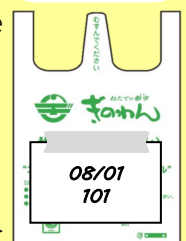
Bedding



- ▶ Curtains
- ▶ Carpets
- ▶ Blankets
- ▶ Futon

For the bedding category only, you do not have to purchase a disposal ticket. After making a reservation, we will notify you of your pick-up number. Put your item(s) into the city's designated garbage bag and write your pickup number and reservation date on a piece of paper and paste it on the bag.

Example:



Disposal Ticket (¥300)

Purchasable at supermarkets and convenience stores!

Recyclables

Yard Waste (grass clippings, leaves, branches, brush, etc.)



Yard waste must be put separately in a **45L** or smaller **clear, plastic bag**.

Processed wood products **cannot** be recycled. Please dispose of them as combustible or oversized trash.

Up to **6** bags may be put out at once. Make sure the bags are light enough to be carried.

PET Bottles, Cans and Glass Bottles

PET bottles, cans and glass bottles must be bagged separately by category in clear plastic bags.



Cans*

*see page 5.



Glass bottles



PET bottles*

PET

*shampoo and other **detergent bottles** belong to the "**Combustible**" category.

Remove all caps and labels from PET and glass bottles. Metal caps belong to the "Non-Combustible" category.

Rinse all bottles and cans before putting them out for collection.



Paper



Cardboard

(remove all tape)



Magazines/books



Newspaper



Scrap paper

(collect into a paper bag or envelope)



Paper cartons (must be **rinsed, flattened, and bundled**)

Paper products should be tied into bundles with string as shown on the illustrations on the left. You do not need to put them into a plastic bag.

Make sure to remove all plastics from all paper products prior disposal.

We **cannot** recycle:

- ▶ Paper cups
- ▶ Photos
- ▶ Carbon paper
- ▶ Thermal paper
- ▶ Paper with waterproof coating
- ▶ Oiled paper
- ▶ Envelope with plastic window

IMPORTANT



Please **do not** put paper out for collection on **rainy days**.

Paper that is wet cannot be recycled.

Harmful Waste

Please separate them into **clear plastic bags** by the type of item.



Alkaline/manganese battery



Mercury thermometers



Lighters



Fluorescent tubes or compact fluorescent light bulbs (CFL)

*CFL light bulbs have product numbers that begin with "F" or "FE".

*Please put fluorescent tubes in a box or a case prior to disposal.

List of Things That Cannot Be Collected

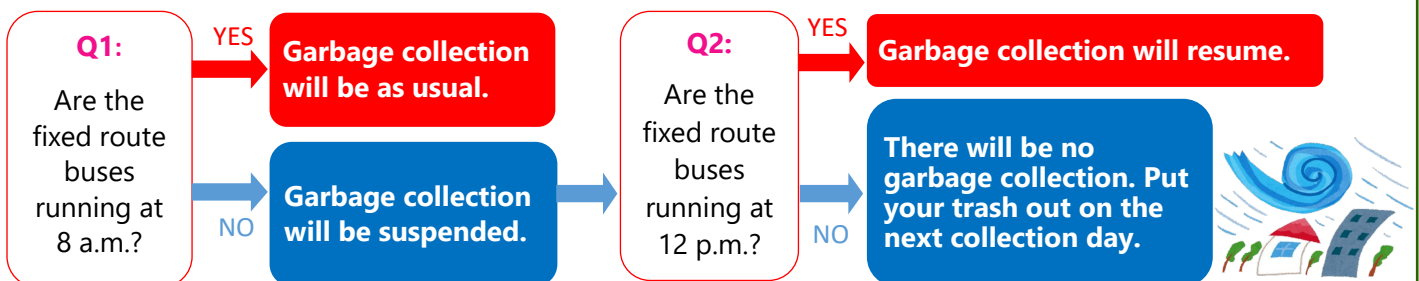


- ▶ Button cell batteries
- ▶ Rechargeable batteries
- ▶ Chemicals
- ▶ Pesticides
- ▶ Dyes
- ▶ Poisons
- ▶ Sink and wash basins
- ▶ Built-in kitchen sets
- ▶ Tires
- ▶ Lead batteries, etc.
- ▶ Upright and grand piano
- ▶ Fire extinguisher
- ▶ Motorcycles
- ▶ Concrete blocks
- ▶ Soil
- ▶ Billboards
- ▶ Gas cylinders
- ▶ Boats
- ▶ Septic tanks
- ▶ Fireproof safe
- ▶ Explosives
- ▶ Water tanks
- ▶ Sandbags
- ▶ ...etc.



Please bring these items back to their original stores, or contact a private waste disposal company.

Garbage Collection During a Typhoon



Recycling Home Electronics



By law, all home electronics (e.g. **refrigerators, washing machines, drying machines, air conditioners, televisions**, etc., and including their **remote controls**) must be recycled. **They are not considered oversized trash.** Please contact the retail store from which you purchased the item, or call the following private recycling company.

拓南商事（株） Takunan Recycling Company (8-2 Suzaki, Uruma City) TEL: 098-934-8010

*You must make payment at Japan Post before bringing your item to the Takunan Recycling Company.

To recycle **laptops, desktops, LCD and CRT monitors**, you must contact the **manufacturer**. They will send you a Japan Post Yu-Pack voucher that you will use to send in your item for recycle. Bring the voucher and item to your nearest post office or arrange for a pick-up from your home. All recycling and mailing fees will be paid for by the manufacturer.



Any products that have the "PC リサイクル" ("PC Recycle") mark are all recyclable through the manufacturer at no charge to the consumer.

Disposing Spray Cans and Gas Canisters



Spray cans and gas canisters **must be emptied** of its contents before disposal. Gases left in the can may cause **fires** or **explosions** in the collection trucks and at the processing plant. To check for leftover gas, shake the cans. If you hear clicking, that means that there is still some gas left inside.

If you can't use up all the contents, make sure that you tape a note with the words "残量あり" to the bag to let our workers know that the cans have leftover product in them so that they can remove the contents in a safe manner at the processing plant.

Moving Waste to the Processing Plant By Yourself



When you need to dispose of a large amount of trash or furniture at once, you may bring the items to the processing plant by yourself. However, you **must contact the Environmental Affairs Division beforehand to express your desire to do so and receive an approval.**

Step 1:

Call the Environmental Affairs Division at the Ginowan City Hall at 098-893-4140.

Step 3:

Bring the items to the Environmental Affairs Division before 3:30 p.m.

Step 5:

Bring the items to **Kurahama Sanitary Facilities Association** at 3394 Ikehara, Okinawa City.

Step 2:

Purchase the appropriate amount of disposal ticket (see page 3) and paste onto the items you wish to dispose.

Step 4:

Once approved, you will be given a special permit.

Things to keep in mind:

- Items cannot be accepted at the facility on weekends or holidays.
- Service hours for the Kurahama processing facility is 8:30-11:30 a.m. and 1:00-4:30 p.m.
- The facility **cannot accept** gas cylinders, motorcycles, medical equipment, mud, concrete, lead batteries, drum cans, waster storage tanks, construction materials, etc. Please contact a private collection company.

How to Read the Collection Schedule and Your Address



On the back of this guidebook is Ginowan City's garbage collection schedule by district. Please put out your waste by **8 a.m.** on the appropriate collection day.

Sun	Mon	Tue	Wed	Thu	Fri	Sat
				1	2	3
4	5	6	7	8	9	10
11	12	13	14	15	16	17
18	19	20	21	22	23	24
25	26	27	28	29	30	31

On the sample calendar shown here on the left:

The first Saturday of the month is the 3rd.

The second Saturday of the month is the 10th.

The first Wednesday of the month is the 7th.

In the sample address:

① - ⑫ - ③ Nodake, Ginowan City, Okinawa Pref., Japan

chōme ban gō

Disposing Garbage Illegally




Leaving your garbage at disposal areas other than your own without permission is a crime punishable by a ¥10,000,000 fine or up to five years imprisonment. Burning trash in open areas is also forbidden by law.

Garbage will only be collected in designated locations within residential areas (such as in front of your house or at garbage disposal areas as designated by your apartment management company). We do not collect garbage in open areas such as in front of graves or in empty lots.

If you have any questions or concerns regarding garbage disposal, please contact us at the Environmental Affairs Division in-person or at 098-893-4140.

Garbage Collection Schedule by Neighbourhood

 Area See page 6 on how to read your address.		Combustible Waste	Non-Combustible Waste	Cans, Glass Bottles, Paper, & Harmful Waste	PET Bottles	Yard Waste (branches, leaves, etc.)
Aichi	1-chome	Mon & Thu	Every 2nd & 4th Wed.	Wed	1st & 3rd Sat	Every 1st & 3rd Wed.
	2-chome & 3-chome			Tue		
Akamichi	1-chome	Mon & Thu		Wed		
	2-chome			Tue		
Aragusuku	all areas	Tue & Fri		Sat	2nd & 4th Sat	
Futenma	1-chome (1-9 ban)	Mon & Thu		Tue	1st & 3rd Sat	
	1-chome (10-35 ban) & 2-chome	Tue & Fri		Sat	2nd & 4th Sat	
Ganeko	1-chome & aza-Ganeko	Mon & Thu		Wed	1st & 3rd Sat	
	2-chome ~ 4 chome			Fri		
Ginowan	all areas			Wed		
Isa	1-chome	Tue & Fri		Sat	2nd & 4th Sat	
	2-chome ~ 4-chome			Thu		
Kakazu	all areas			Mon		
Kamiyama	1-chome	Mon & Thu		Wed	1st & 3rd Sat	
Kiyuna	all areas	Tue & Fri		Sat	2nd & 4th Sat	
Maehara	1-chome	Mon & Thu		Fri	1st & 3rd Sat	
	2-chome ~ 3-chome	Tue & Fri		Mon	2nd & 4th Sat	
	aza-Maehara	Mon & Thu		Wed	1st & 3rd Sat	
Mashiki	1-chome	Tue & Fri		Mon	2nd & 4th Sat	
	2-chome ~ 5 chome			Thu		
Nagata	1-chome ~ 3 chome	Mon & Thu		Tue	1st & 3rd Sat	
	4-chome			Fri		
Nodake	1 chome ~ 3 chome & aza-Nodake	Tue & Fri		Tues	2nd & 4th Sat	
	4-chome			Sat		
Ojana	all areas		Mon			
Oyama	1-chome	Tue & Fri	Sat	2nd & 4th Sat		
	2-chome		Mon			
	3-chome ~ 7-chome		Thu			
Samashita	all districts	Mon & Thu	Wed	1st & 3rd Sat		
Shimashi	all districts		Fri			
Uchidomari	all districts	Tue & Fri	Thu	2nd & 4th Sat		
Uehara	1-chome	Mon & Thu	Wed	1st & 3rd Sat		
	2-chome		Tue			

